

2 Seater 1 arm
W214 H97 D99cm



1 Seater 1 Arm
W119 H97 D99cm



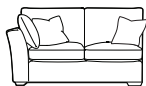
Corner Unit
suitable for both compact
& standard corners
W99 H97 D99cm



Armless Unit
W95 H97 D99cm



Modular Footstool
W119 H55 D89cm



Compact 2 Seater 1 Arm
W172 H97 D99cm



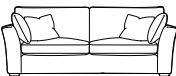
Compact 1 Seater 1 Arm
W98 H97 D99cm



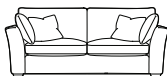
Compact Armless Unit
W75 H97 D99cm



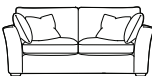
Extra Large Split
W237 H97 D99cm



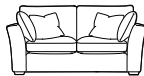
Extra Large
W237 H97 D99cm



Large
W215 H97 D99cm



Standard
W195 H97 D99cm



Small
W175 H97 D99cm



Loveseat
W143 H97 D99cm



Chair
W98 H97 D99cm

*All dimensions are in cm and are approximate. Actual sizes may vary.

Specification

Frames: Hand-picked fully seasoned hardwoods from managed sources. All major joints are glued, screwed and stapled for added strength. The frames are subjected to tough testing, well in excess of normal domestic use

Seat suspension: High tensile zig-zag sprung seat platform.

Seat cushion filling: High quality blown fibre in a thick cambric case.

Also available: Seat interior alternative - high quality foam core with a thick fibre wrap.

Back cushion fillings: High quality blown fibre in a corovin case.

Inclusive scatters & bolsters: 100% dequilled duck feathers in a thick cambric case.

Also available in leather. Scatters not included.

Feet: Solid hardwood with a light, medium or limed finish.

Care: Cushions must be plumped and turned regularly to retain their performance and appearance.

Hand crafted with pride in the UK.