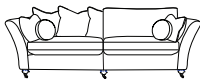
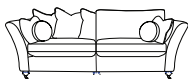




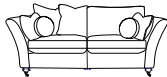
Super-comfy and glamorous this model has a grand, elegant shape with layers of beautiful and luxurious fabrics. Featuring sink-into feather backs and fully sprung deep seats it is shown in a mix of naturally lustrous plain weaves, velvets and sateen's.



Grand Split W252 H99 D102cm



Extra Large W220 H99 D102cm



Large W200 H99 D102cm



Loveseat W147 H99 D102cm

Specifications

Frames: Hand-picked fully seasoned hardwoods from managed sources. All major joints are glued, screwed and stapled for added strength. The frames are subjected to tough testing, well in excess of normal domestic use.

10 year frame guarantee.

Standard Back cushion fillings: High quality branded fibre.

Seat suspension: High tensile zig-zag sprung front edge.

Interiors

Scatter back filling: 100% dequilled duck feathers in a cambric case.

Seat cushion filling: Superior grade branded fibre in a cambric case.

Inclusive scatters: 100% dequilled duck feathers in a thick cambric case.

Also Available: Fibre filled scatter cushions. Seat cushions with a superior grade soft foam core with a thick fibre wrap.

Feet: Solid ash feet, hand finished in dark walnut. Castors available in the colours brass, chrome or anodised.

Also Available: Light oak finish feet.

Care: Cushions must be plumped and turned regularly to retain their performance and shape.

Hand crafted with pride in the UK.

*All dimensions are in cm and are approximate. Actual sizes may vary.