






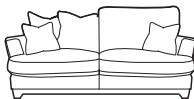
Grand Split  
W250 H97 D104cm




Extra Large  
W230 H97 D104cm



Large  
W210 H97 D104cm



Medium  
W190 H97 D104cm



Small  
W170 H97 D104cm



Loveseat  
W157 H97 D104cm



Chair  
W97 H97 D104cm

\*All dimensions are in cm and are approximate. Actual sizes may vary.

## Specification

**Frames:** Hand-picked fully seasoned hardwoods from managed sources. All major joints are glued, screwed and stapled for added strength. The frames are subjected to tough testing, well in excess of normal domestic use

**Seat suspension:** High tensile zig-zag springs.

## Interiors

**Seat cushion filling:** Fibre in a cambric case.

**Back cushion fillings:** High quality fibre in a corovin case.

**Also Available:** Encore seat interiors supplied at a supplement.

**Inclusive scatters & bolsters:** 100% dequilled duck feathers in a thick cambric case.

**Feet:** Solid hardwood plinth with a Limed or medium finish.

**Care:** Cushions must be plumped and turned regularly to retain their performance and appearance.

**Hand crafted with pride in the UK.**