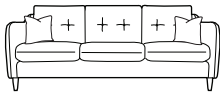
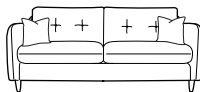


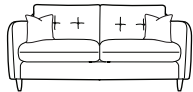
Corner Chaise
W209 H86 D87 L148cm



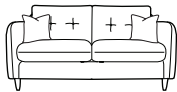
Extra Large
W209 H86 D87cm



Large
W189 H86 D87cm



Medium
W169 H86 D87cm



Small
W130 H86 D87cm



Chair
W76 H86 D87cm

*All dimensions are in cm and are approximate +/- 3. Actual sizes may vary.

Specification

Frames: Hand-picked fully seasoned hardwoods from managed sources. All major joints are glued, screwed and stapled for added strength. The frames are subjected to tough testing, well in excess of normal domestic use

Seat suspension: High tensile zig-zag springs.

Interiors

Seat cushion filling: Foam with fibre wrap.

Back cushion fillings: High quality branded fibre. Hand tufted.

Inclusive scatters: 100% dequilled duck feathers in a cambric case.

Feet: Solid hardwood in a vintage grey finish.

Care: Cushions must be plumped and turned regularly to retain their performance and appearance.

Hand crafted with pride in the UK.